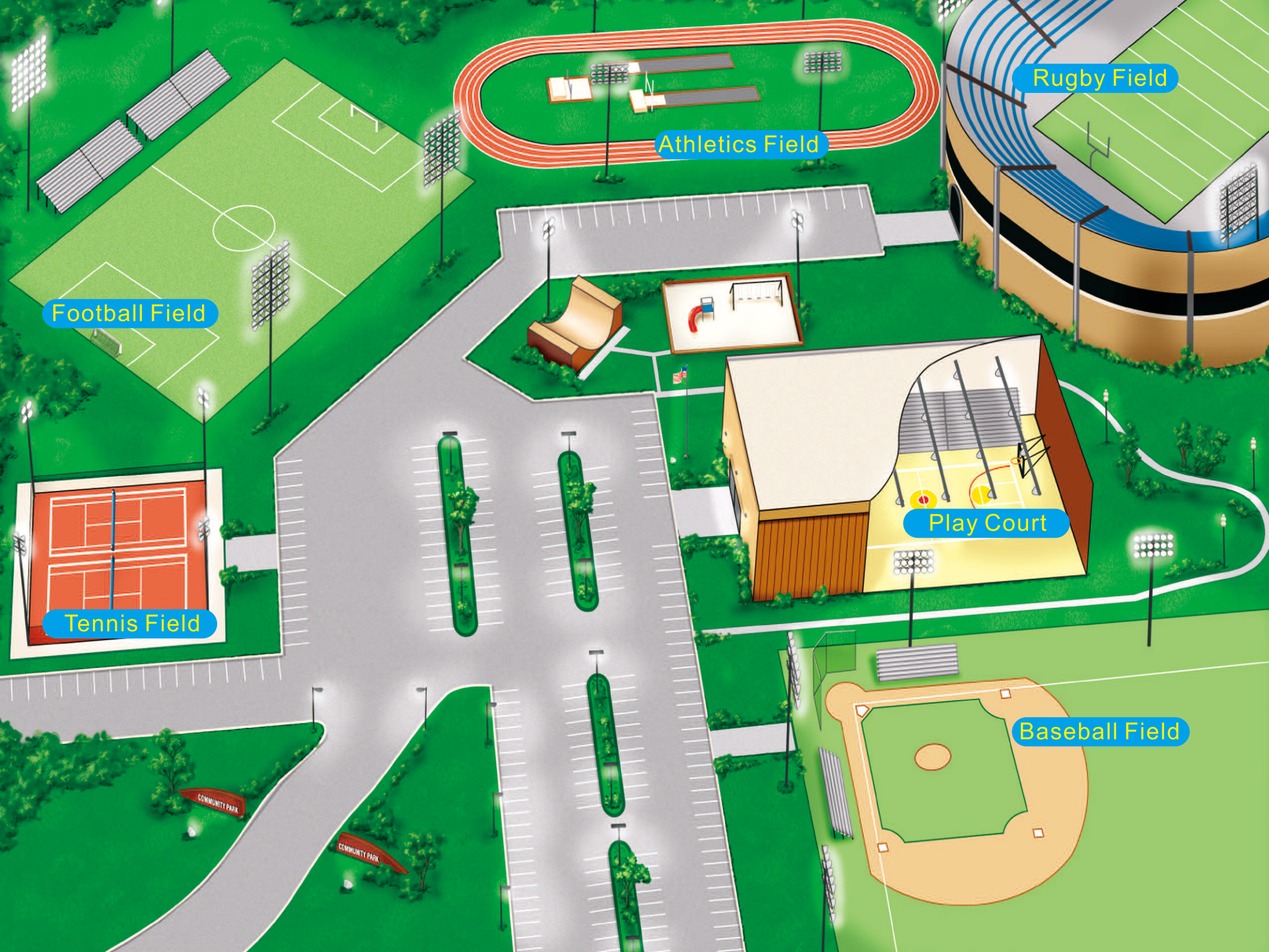


Dialux Simulation



Football Field

Athletics Field

Rugby Field

Play Court

Tennis Field

Baseball Field

Proper lighting on the playing field is essential to make the game enjoyable for athletes and spectators.



Recommendations of Minimum Lighting Levels

Sport	Illuminance Level (Em. Horizontal) Lux * (Non CTV)						Glare Rating (GR)			
	Class I		Class II		Class III		I	II	III	
	Em Lux	Uo Min/ave	Em Lux	Uo Min/ave	Em Lux	Uo Min/ave				
Athletics	500	0.7	200	0.5	50 to 100	0.5	50	55	55	
Baseball	In Fld	750	0.7	500	0.7	300	0.5	50	50	55
	Out Fld	500	0.5	300	0.5	200	0.3	50	50	55
Basketball	500	0.7	200	0.6	75	0.5	50	50	55	
Bowls (Flat Green)	300	0.7	200	0.7	100	0.5	50	50	50	
Cricket	Sq	750	0.7	500	0.7	300	0.5	50	50	55
	Field	500	0.5	300	0.5	200	0.3	50	50	55
Equestrian	500	0.7	200	0.7	100	0.5	50	50	55	
Football (soccer)	500	0.7	200	0.6	75	0.5	50	50	55	
Hockey	500	0.7	200	0.7	200	0.7	50	50	55	
Horse racing	200	0.6	100	0.4	50	0.2	50	50	55	
Netball	500	0.7	200	0.6	75	0.5	50	50	55	
Rugby	500	0.7	200	0.6	75	0.5	50	50	55	
Tennis	500	0.7	300	0.7	200	0.6	50	50	55	
Volleyball	500	0.7	200	0.6	75	0.5	50	50	55	

The Best Color Temperature

The right color temperature improves visibility, concentration and aesthetics, helping players perform better and spectators enjoy the game.

Sports played on turf and blue surfaces are better enjoyed under cool white lighting (5000K). Swimming pools and ice rinks also require cool white to look crisp and clean.

Sports played on wooden surfaces, such as basketball, will look best under slightly warmer CCTs (4000K).

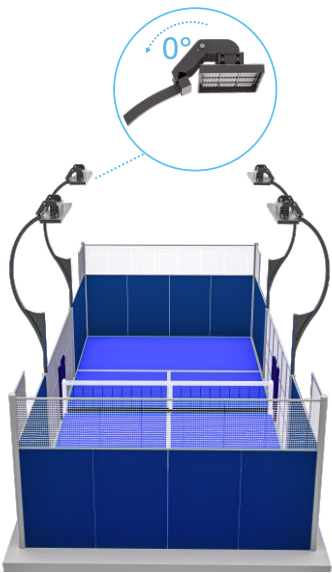


Our LED fixtures reproduce rich colors with high accuracy and contrast, featuring a Color Rendering index (CRI) of 80+ as standard, with CRI 90+ and TLCI 0+ as options.

Outdoor Padel Court



ULR 0%
totally ZERO upward light illuminance
increases 20%~40% LUX



Ours

500LX U0 > 0.7
250W 4PCS

300lx U0 > 0.7
150W 4PCS

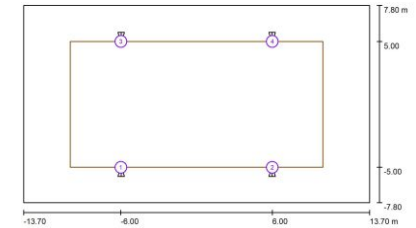
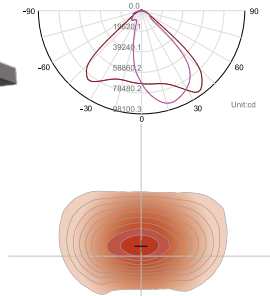
VS

500LX U0 > 0.7
320W 4PCS

300lx U0 > 0.7
240W 4PCS

Other

Revive



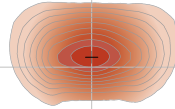
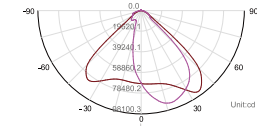
Class I, Eav > 500lx, U0 > 0.7

Fixture	4pcs 250w 100x60
Installation	6m
	0 degree horizontal
Eav	524lx
Emin/Eav	0.74
Emin/Emax	0.57
ULR	0%
GR Max	27

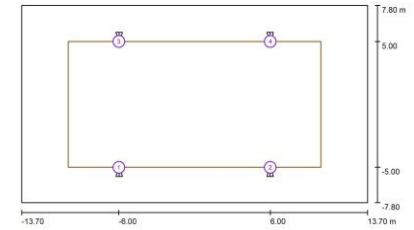
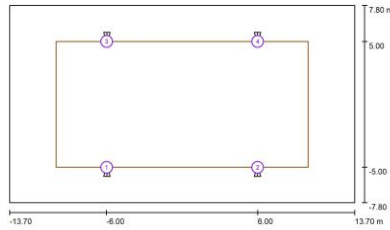
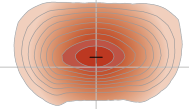
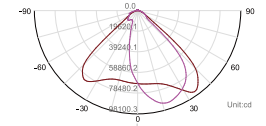
Class II, Eav > 300lx, U0 > 0.7

Fixture	4pcs 150w 100x60
Installation	6m
	0 degree horizontal
Eav	323lx
Emin/Eav	0.74
Emin/Emax	0.56
ULR	0%
GR Max	26

Slim G3



Navigator



Class I, $E_{av} > 500lx$, $U0 > 0.7$

Fixture	8pcs 150w 100x60
Installation	6m
	0 degree horizontal
Eav	526lx
Emin/Eav	0.83
Emin/Emax	0.74
ULR	0%
GR Max	28

Class II, $E_{av} > 300lx$, $U0 > 0.7$

Fixture	4pcs 200w 100x60
Installation	6m
	0 degree horizontal
Eav	378lx
Emin/Eav	0.87
Emin/Emax	0.81
ULR	0%
GR Max	27

Class I, $E_{av} > 500lx$, $U0 > 0.7$

Fixture	8pcs 200w 100x60
Installation	6m
	0 degree horizontal
Eav	625lx
Emin/Eav	0.81
Emin/Emax	0.65
ULR	0%
GR Max	29

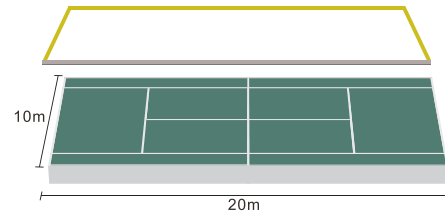
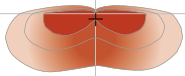
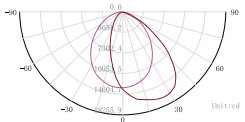
Class II, $E_{av} > 300lx$, $U0 > 0.7$

Fixture	4pcs 200w 100x60
Installation	6m
	0 degree horizontal
Eav	315lx
Emin/Eav	0.80
Emin/Emax	0.64
ULR	0%
GR Max	28



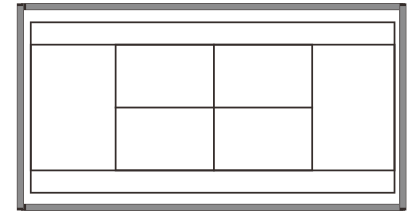
Indoor Padel Court

Luster



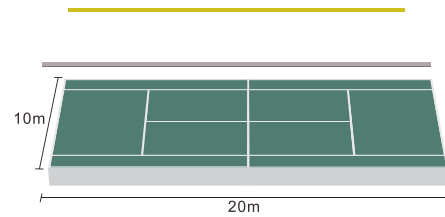
Class I, $E_{av} > 500lx$, $U0 > 0.7$

Fixture	30pcs 40w P30
Installation	6m 0 degree horizontal
Eav	524lx
Emin/Eav	0.82
Emin/Emax	0.72
ULR	0%
GR Max	26



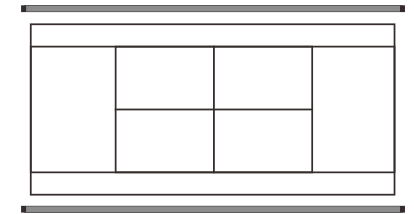
Class II, $E_{av} > 300lx$, $U0 > 0.7$

Fixture	30pcs 24w P30
Installation	6m 0 degree horizontal
Eav	313lx
Emin/Eav	0.82
Emin/Emax	0.72
ULR	0%
GR Max	26



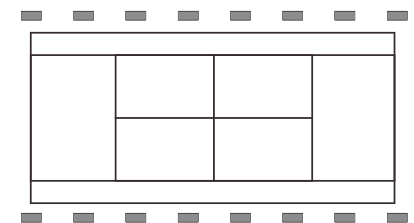
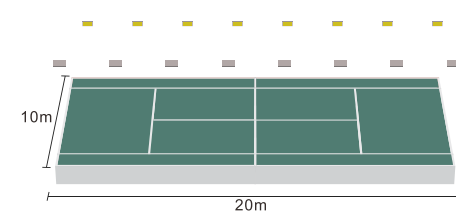
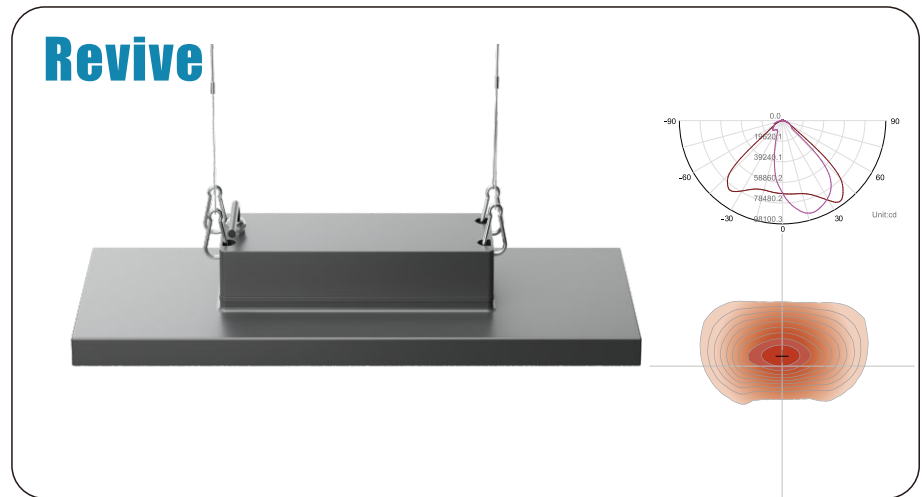
Class I, $E_{av} > 500lx$, $U0 > 0.7$

Fixture	20pcs 60w P30
Installation	6m 0 degree horizontal
Eav	524lx
Emin/Eav	0.72
Emin/Emax	0.58
ULR	0%
GR Max	26



Class II, $E_{av} > 300lx$, $U0 > 0.7$

Fixture	20pcs 36w P30
Installation	6m 0 degree horizontal
Eav	308lx
Emin/Eav	0.72
Emin/Emax	0.58
ULR	0%
GR Max	26



Level of competition

	Class		
	I	II	III
International/ National	●		
Regional	●	●	
Local	●	●	●
Training		●	●
Recreational			●

EN12193 Requirements

	Class	Class		
		I	II	III
Horizontal illuminance	\dot{E}_m lx	750	500	300
	E_{min}/E_m	0.7	0.7	0.5
GR		35	40	40
Ra		80	60	60

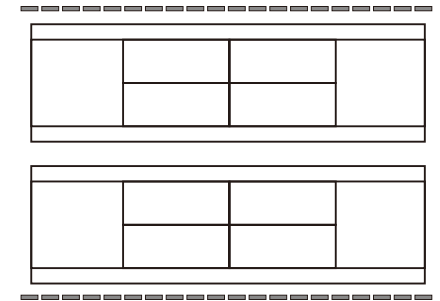
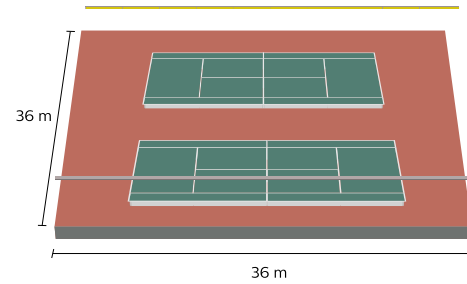
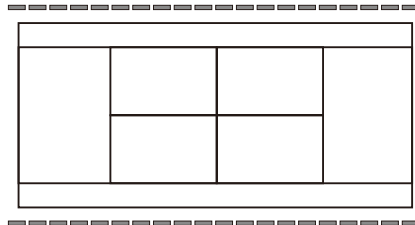
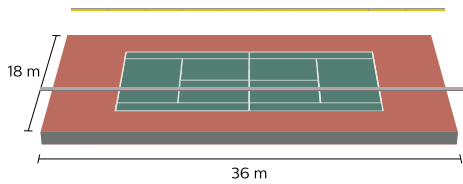
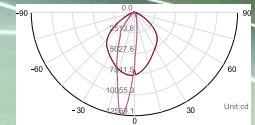
Class I, $E_{av} > 750lx$, $U0 > 0.7$

Fixture	8pcs 200w 100x60
Installation	7m
Eav	759lx
Emin/Eav	0.83
Emin/Emax	0.76

Class II, $E_{av} > 500lx$, $U0 > 0.7$

Fixture	8pcs 150w 100x60
Installation	7m
Eav	562lx
Emin/Eav	0.83
Emin/Emax	0.76

Outdoor Tennis Court



Class I, $E_{av} > 500lx$, $U0 > 0.7$

Fixture	40pcs 60w
Installation	4m
Eav	504lx
Emin/Eav	0.83
Emin/Emax	0.72
ULR	8.5%
GR Max	46

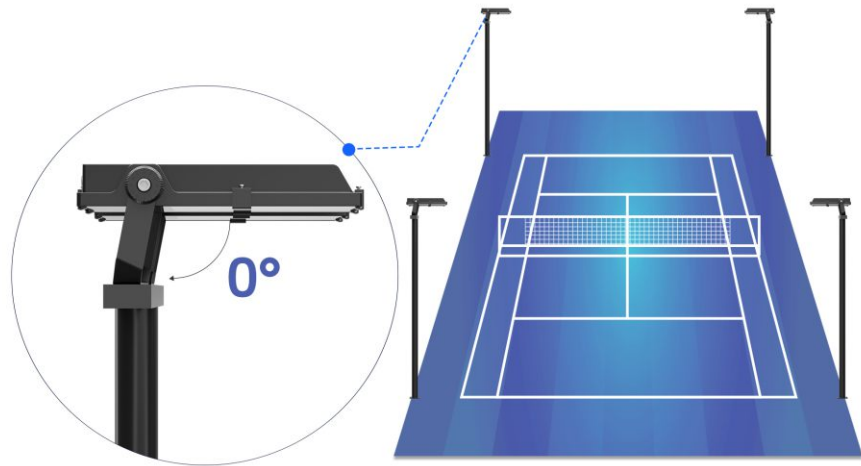
Class II, $E_{av} > 300lx$, $U0 > 0.7$

Fixture	40pcs 43w
Installation	3m
Eav	381lx
Emin/Eav	0.76
Emin/Emax	0.69
ULR	12%
GR Max	46

Class II, $E_{av} > 300lx$, $U0 > 0.7$

Fixture	40pcs 75w/80w
Installation	4m
Eav	339lx
Emin/Eav	0.7
Emin/Emax	0.58
ULR	18%
GR Max	55

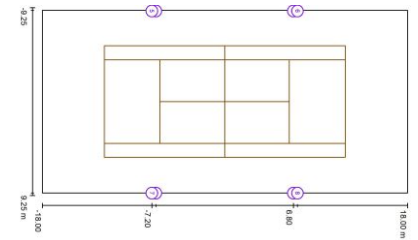
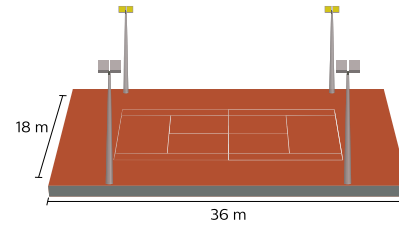
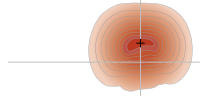
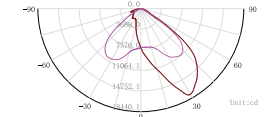

Outdoor Tennis Court



ULR 0%

totally ZERO upward light
illuminance increases by 20-40% compared to others

Slim G3



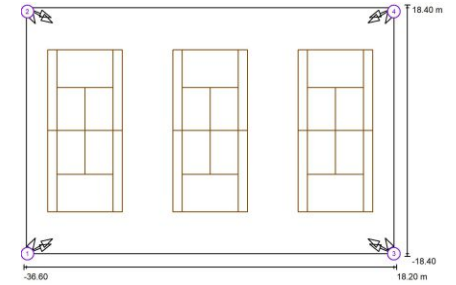
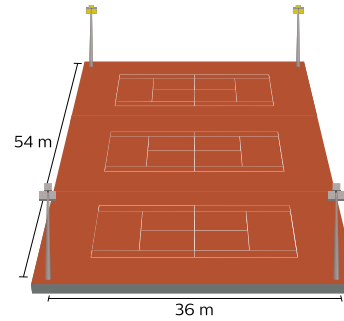
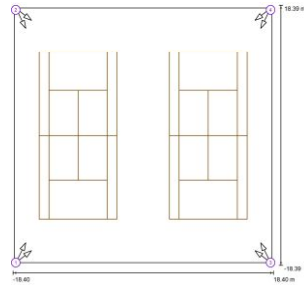
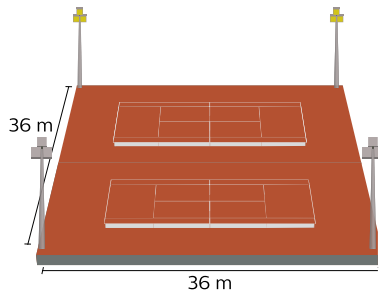
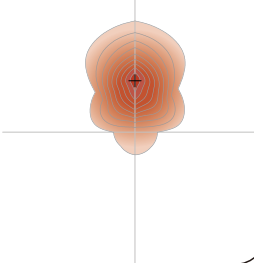
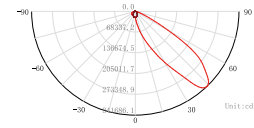

Class I, $E_{av} > 500lx$, $U_0 > 0.7$

Fixture	8pcs 240w D120x45
Installation	8m
	0 degree horizontal
Eav	504lx
Emin/Eav	0.81
Emin/Emax	0.74
ULR	0%
GR Max	33

Class II, $E_{av} > 300lx$, $U_0 > 0.7$

Fixture	8pcs 150w D120x45
Installation	8m
	0 degree horizontal
Eav	315lx
Emin/Eav	0.81
Emin/Emax	0.73
ULR	0%
GR Max	33

Lego



Class II, E_{av}>300lx, U₀>0.7

Fixture	8pcs 500w P50
Installation	12m
Rotation	20 degree
E _{av}	390lx
E _{min} /E _{av}	0.72
E _{min} /E _{max}	0.64
ULR	1%
GR Max	39

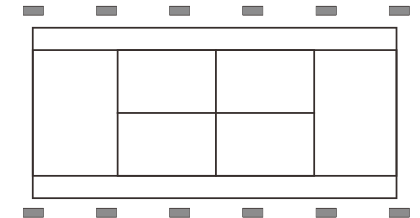
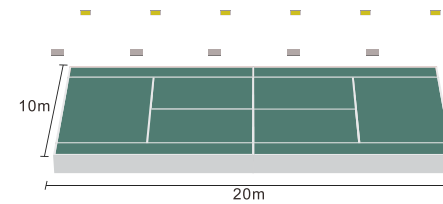
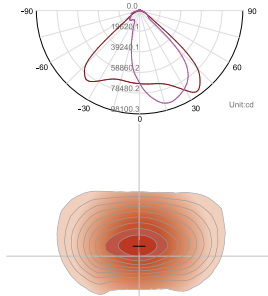

Class II, E_{av}>300lx, U₀>0.7

Fixture	12pcs 500w P50
Installation	15m
Rotation	20 degree
E _{av}	354lx
E _{min} /E _{av}	0.77
E _{min} /E _{max}	0.7
ULR	1%
GR Max	35

Indoor Tennis Court



Revive



Level of competition

	Class		
	I	II	III
International/ National	●		
Regional	●	●	
Local	●	●	●
Training		●	●
Recreational			●

EN12193 Requirements

	Class	Class		
		I	II	III
Horizontal illuminance	\bar{E}_m lx	750	500	300
	E_{min}/E_m	0.7	0.7	0.5
GR		35	40	40
Ra		80	60	60

Class I, $E_{av} > 750lx$, $U_0 > 0.7$

Fixture	12pcs
	200w D100x60
Installation	7m
Eav	750lx
Emin/Eav	0.73
Emin/Emax	0.66

Class II, $E_{av} > 500lx$, $U_0 > 0.7$

Fixture	12pcs
	150w D100x60
Installation	7m
Eav	539lx
Emin/Eav	0.82
Emin/Emax	0.76

Indoor Play Area



To ensure that every match and show can be performed smoothly, and to assist operatives to remain live broadcast, anti-glaring light is required more and more for sport field where people doesn't feel comfortable with the glaring light, especially when the light were not very high. Our LED fixtures, engineered with anti-glaring design, enhance the game experience for both players and spectators.

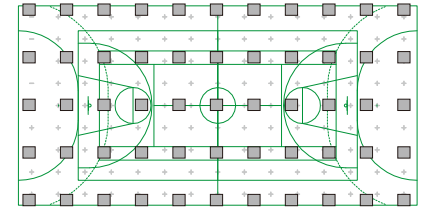
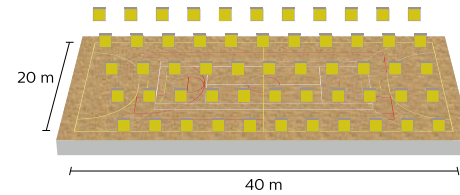
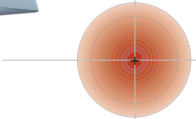
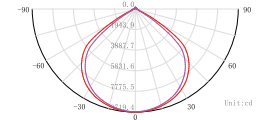

Level of competition

	Class		
	I	II	III
International/ National	●		
Regional	●	●	
Local	●	●	●
Training		●	●
Recreational			●

EN12193 Requirements

	Class	Class		
		I	II	III
Horizontal illuminance	\bar{E}_m lx	750	500	300
	E_{min}/E_m	0.7	0.7	0.5
GR		35	40	40
Ra		80	60	60

Mildbeam



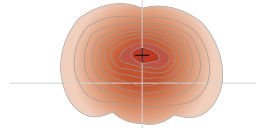
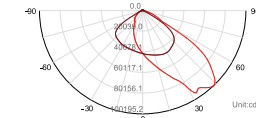
Class I, $E_{av} > 750lx$, $U_0 > 0.7$

Installation	7m
Fixture	55pcs
	120w D110
Eav	778lx
Emin/Eav	0.80
Emin/Emax	0.72
GR Max	12

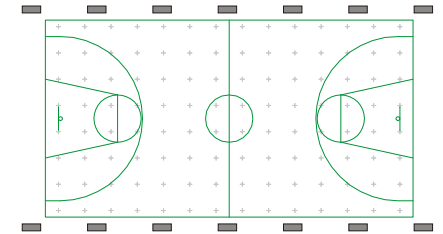
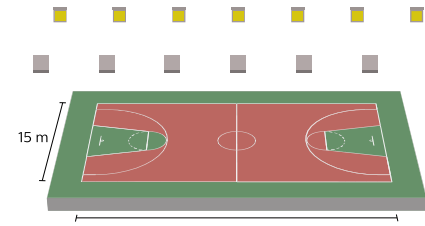
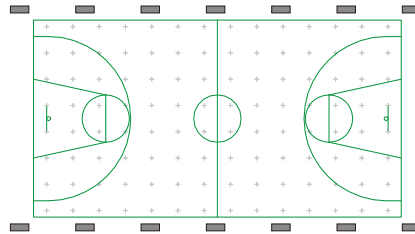
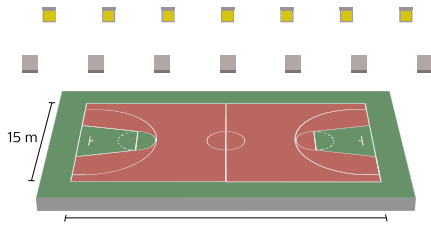
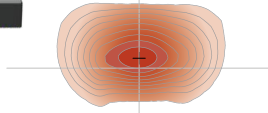
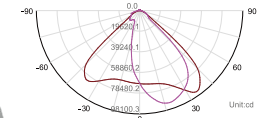

Class II, $E_{av} > 500lx$, $U_0 > 0.7$

Installation	7m
Fixture	36pcs
	120w D110
Eav	510lx
Emin/Eav	0.80
Emin/Emax	0.73
GR Max	12

Navigator



Revive



Class I, $E_{av} > 750lx$, $UO > 0.7$

Installation	7m
Fixture	14pcs 300w P30
Eav	717lx
Emin/Eav	0.84
Emin/Emax	0.76
GR Max	34

Class II, $E_{av} > 500lx$, $UO > 0.7$

Installation	7m
Fixture	16pcs 200w P30
Eav	527lx
Emin/Eav	0.84
Emin/Emax	0.76
GR Max	32

Class I, $E_{av} > 750lx$, $UO > 0.7$

Installation	7m
Fixture	18pcs 200w D100x60
Eav	812lx
Emin/Eav	0.71
Emin/Emax	0.59
GR Max	27

Class II, $E_{av} > 500lx$, $UO > 0.7$

Installation	7m
Fixture	12pcs 200w D100x60
Eav	547lx
Emin/Eav	0.75
Emin/Emax	0.63
GR Max	28

Football Stadium



Professional high mast light is required more and more for applications of exterior stadium where not only lux on ground is asked, but also homogeneity, small beam angle, long lifetime and UV resistance are even more important. Our design team works to achieve optimum uniformity and maximum lux levels by using tailored lights, lenses and visor system to provide the correct distribution of light for your courts. It not only increases the performance of players, but also the atmosphere of the match.

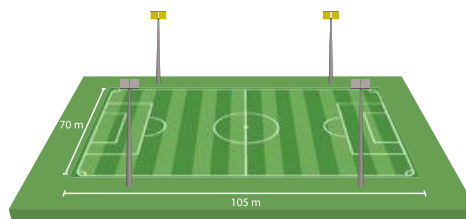
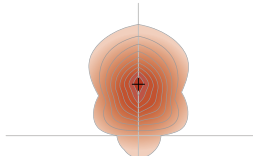
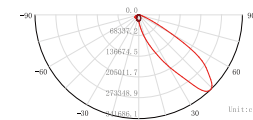
Level of competition

	Class		
	I	II	III
International/ National	●		
Regional	●	●	
Local	●	●	●
Training		●	●
Recreational			●

EN12193 Requirements

	Class	Class		
		I	II	III
Horizontal illuminance	\bar{E}_m lx	500	200	75
	E_{min}/E_m	0.7	0.6	0.5
GR		55	50	55
Ra		60	60	20

Lego



Class I, $E_{av} > 500lx$, $U0 > 0.7$

Fixture	28pcs 1500w P50
Installation	18m
Rotation	15-20 degree
Eav	531lx
Emin/Eav	0.75
Emin/Emax	0.6
ULR	3%
GR Max	42

Class II, $E_{av} > 300lx$, $U0 > 0.7$

Fixture	24pcs 1000w P50
Installation	15m
Rotation	20-30 degree
Eav	306lx
Emin/Eav	0.73
Emin/Emax	0.53
ULR	4%
GR Max	45

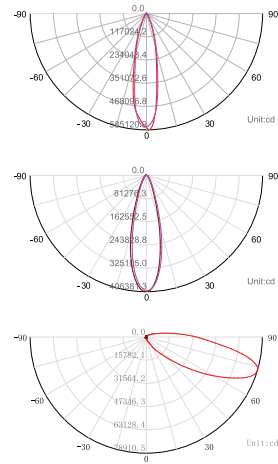
Class II, $E_{av} > 200lx$, $U0 > 0.6$

Fixture	16pcs 1000w P50
Installation	15m
Rotation	25-30 degree
Eav	208lx
Emin/Eav	0.66
Emin/Emax	0.47
ULR	4%
GR Max	45

Class III, $E_{av} > 75lx$, $U0 > 0.5$

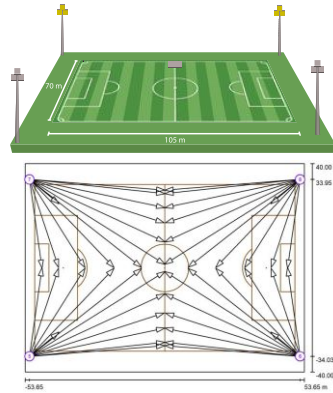
Fixture	6pcs 1000w 120X45
Installation	15m
Rotation	25-30 degree
Eav	81lx
Emin/Eav	0.6
Emin/Emax	0.48
ULR	7%
GR Max	43

Sniper



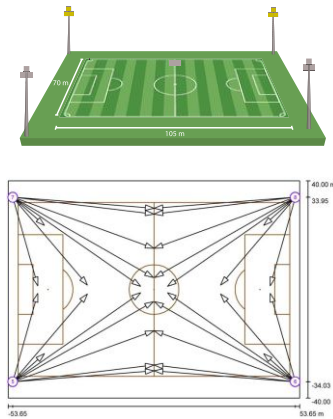
Class I, $E_{av} > 1000lx$, $UO > 0.7$

Mast	4x24m
Fixture	36pcs 1800W D20/D30 12pcs 1500W D20
Eav	1023lx
Emin/Eav	0.74
Emin/Emax	0.67
GR Max	45



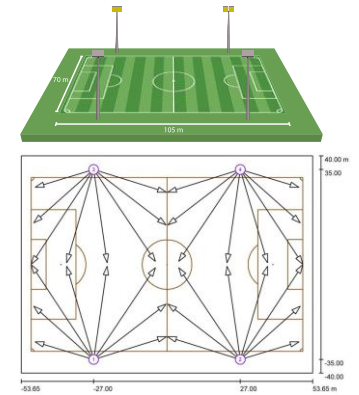
Class I, $E_{av} > 500lx$, $UO > 0.7$

Mast	4x24m
Fixture	28pcs 1500W D20 4pcs 1200W D30
Eav	555lx
Emin/Eav	0.79
Emin/Emax	0.64
GR Max	44



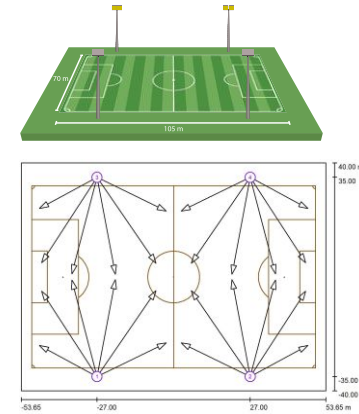
Class I, $E_{av} > 500lx$, $UO > 0.7$

Mast	4x18m
Fixture	16pcs 1200W D30 16pcs 1500W D20
Eav	553lx
Emin/Eav	0.74
Emin/Emax	0.62
GR Max	46



Class II, $E_{av} > 200lx$, $UO > 0.6$

Mast	4x15m
Fixture	16pcs 600W D20 8pcs 750W D30
Eav	229lx
Emin/Eav	0.68
Emin/Emax	0.41
GR Max	47



Class III, $E_{av} > 75lx$, $UO > 0.5$

Mast	4x18m
Fixture	8pcs 1200W MBP70
Eav	95lx
Emin/Eav	0.63
Emin/Emax	0.49
GR Max	43

